

## Tiimeri in English

In order to view Tiimeri in English, for example, you need to make necessary changes in the IE browser settings and your own information in Tiimeri. You can change the language in Tiimeri into English, for example, as follows:

### Actions in Tiimeri

- Go to your information in Tiimeri by clicking on your name in the top right corner and selecting **About me** from the pop-up menu that opens up

Jutta Admin Haanperä ▾



- Click on **Edit your profile**

## About Jutta Admin Haanperä



- Click on **the three dots icon (...)** > **Language and Region**

## Edit Details

**Basic Information** Contact Information Details

**Name**

Jutta Admin Haanperä



Newsfeed Settings

Language and Region










- Select the required language from section **Pick a new language** and click on the **Add** button (the language is shown in **My Display Languages** view) > move English to the top by clicking on the arrow:

## Language

### **Language Preferences**

Add one or more languages and sort them by priority. SharePoint will use these languages when available.

#### My Display Languages:

English (United States)	  
Swedish (Finland)	  
Finnish	  

Pick a new language 

Add

- Click on **Save all and close**

Save all and close

## Profile Changes

Your changes have been saved, but they may take some time to take effect. Don't worry if you don't see them right away.

OK

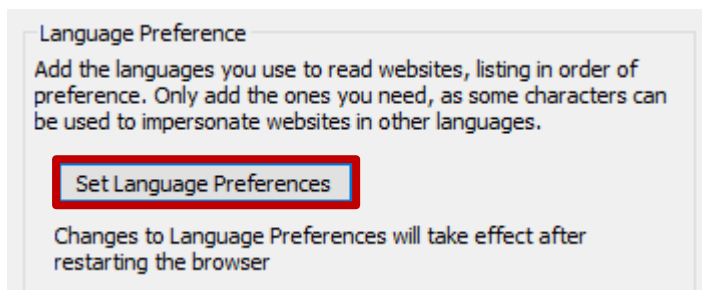
## Actions in IE

- Move to the IE settings: **Tools > Internet options**
- Under the **General** tab, click on the **Languages** button under the **Appearance** section:

Appearance



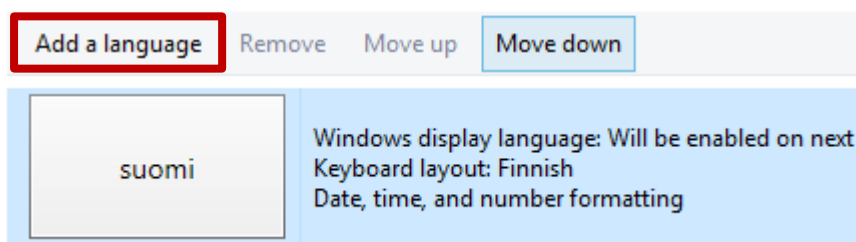
- Click on **Set Language Preferences** button:



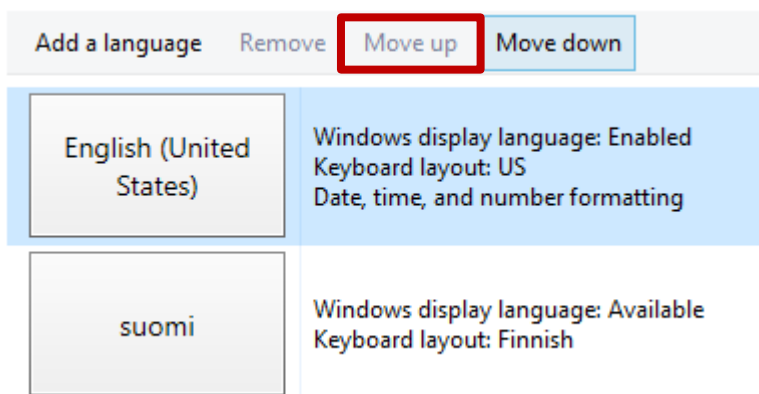
- Click on **Add a language** > choose English > **Open** > choose the required language > **Add**

### Change your language preferences

You can type in any language you add to the list. Windows, apps and websites



- Move the English language to the top with the **Move up** function



- Close the window by clicking on the cross in the right hand corner > **OK** > **OK**.



## Welcome to Tiimeri-tila

- Home
- Newsfeed
- About me
- Customers

Search...

### Sites I'm following

- Asiakkaiden pääkäyttäjät
- Hiekkalaatikko

[+](#) Luo uusi sivusto - [Site](#)

Luomasi sivustot - Sites created

### Tiimeri news

Title

Tiedote työtilan omistajille käyttöoikeusryhmästä "Kaikki"

Tiimeri webinaari loppukäyttäj 20.12.17 klo 10-11

Uusi kirjautumisvaihtoehto Tiimeriin Valtti-työasemalta

### User Guide

Name

1 Tiimeriin rekisteröitymi

2 Kirjautumistavan vaihta

3 Eduuni-ID registration |